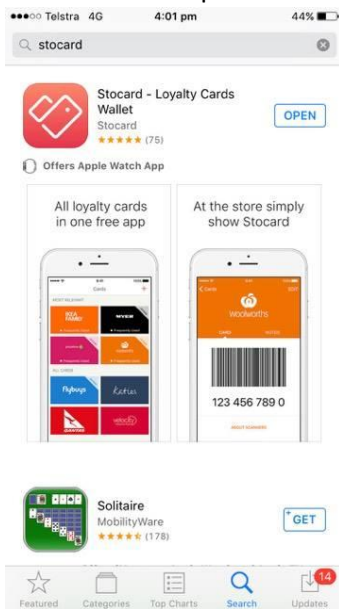



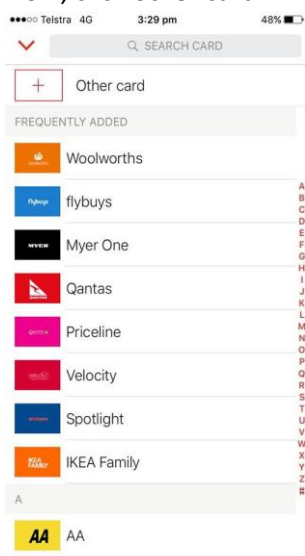
1. Download and open Stocard on your smartphone via your chosen app store.



2. Once open, click the + symbol in the top right corner to add a card.



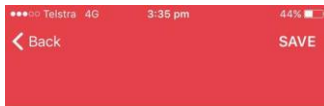
3. Now, click other card.



4. Use the activated camera to scan your barcode.



5. Enter the store name and click save.



Enter the store name and the customer number for your card

Store name

Card Number

102 500 229 000 1



6. Your card is now easily accessible for use in the Hotel!